

Thermostatic head set WK



Thermostatic Heads

Thermostat head set WK and angled connection for radiators with integrated valves

Thermostatic head set WK

The thermostatic head set and the angled connection have been designed for radiators with integrated valves which have a thermostatic insert with an M 30 x 1.5 connecting thread. It can be turned around for mounting on the left or right of the radiator.



Key features

- > **Can be turned around for mounting on the left or right of the radiator**
- > **Liquid-filled thermostat with high pressure power and precision control**
- > **With 2 clips for marking, limiting or blocking**
- > **Brief data including the most important settings**

Technical description

Applications area:

Heating systems

Functions:

Room temperature control.

Frost protection.

Markings indicate upper and lower temperature range; two energy saving clips can be used to limit settings.

Control behavior:

Proportional controller without auxiliary energy. Liquid-filled thermostat. High pressure power, lowest hysteresis, optimal closing time.

Stable control behavior even in the case of small calculated p-band variation (<1K).

Nominal temperature range:

6 °C - 28 °C

Temperature:

Max. sensor temperature: 50°C (122°F)

Specific extension:

0.22 mm/K,
Valve stroke 1.5mm

Control accuracy, CA value:

0.2 K

Material:

ABS, PA6.6GF30, brass, steel,
Liquid-filled thermostat.

Colour:

White RAL 9016

Marking:

Heimeier.

Setting numbers.

Symbols for basic setting and nighttime reduction

Brief data including the most important settings

Setting indicators on the face of the head and markings designed for the visually impaired

Rotation direction indicator.

Connection:

For radiators with integrated valves which have a thermostatic insert with an M30x1.5 connecting thread.

Can be turned around for mounting on the left or right of the radiator.

Function

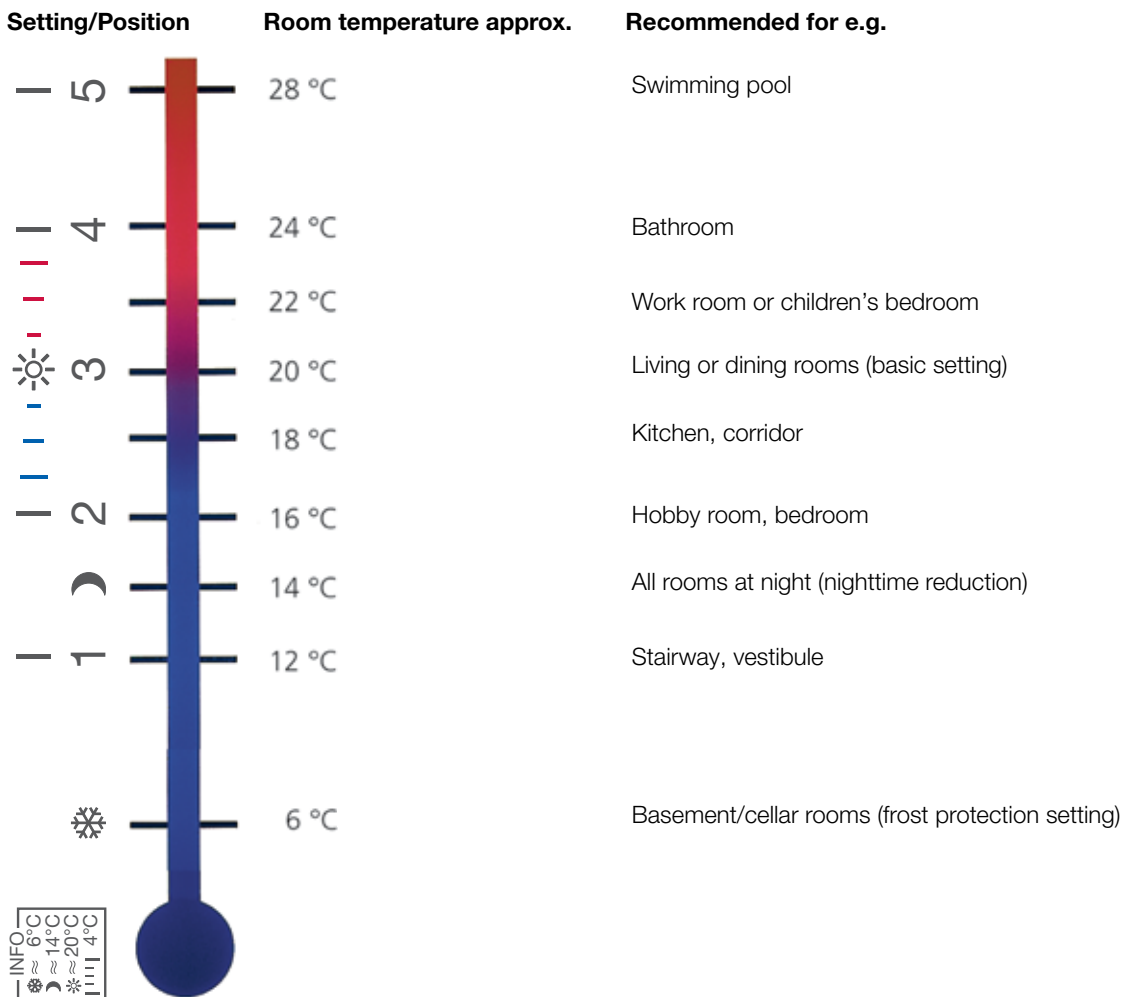
In terms of controls, thermostatic heads are seen as continuous proportional controllers (P controllers) that require no auxiliary energy. They do not need an electrical connection or other source of energy. Changes in room air temperature are proportional to changes in the valve stroke.

If the temperature of the air in the room increases due to sunshine, for example, the liquid in the temperature sensor expands and affects the corrugated pipe. This chokes the water supply to the radiator via the valve spindle. If the temperature in the room decreases, the opposite process occurs. The change in valve stroke caused by a change in temperature can be quantified as 0.22 mm per K room temperature change.

Operation

Recommended room temperatures

The following temperature settings are recommended for the corresponding rooms based on heating with cost savings in mind:



Setting the temperature

The desired room temperature can be selected by turning the thermostatic head (right = cooler, left = warmer). The arrow must be pointing to the appropriate setting position (number, bar, symbol).

All HEIMEIER thermostatic heads are adjusted in a climatic chamber, free of external influences such as heat build-up, sunshine, etc. The number 3 corresponds to a temperature of approximately 20 °C (68 °F). The difference between each number is approximately 4 °C (7 °F), from bar to bar approx.

1 °C (2 °F).

We recommend setting at the number 3 which corresponds to the basic setting of about 20 °C (68 °F) room temperature. Settings above 4 should be avoided if a lower setting satisfies the comfort level, as a 1 °C (2 °F) higher room temperature corresponds to an increase in energy use of around 6 %.

Application

The thermostatic head set WK fits, for example, on the following radiators with integrated valves

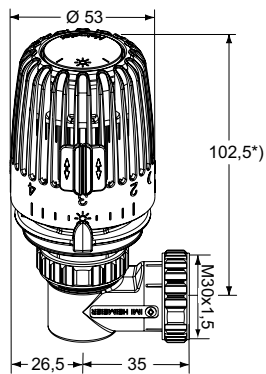
ACOVA	Delta	Kampmann
Alarko	Demrad	Kermi
Arbonia	DiaNorm	Korado
Baufa	Dia-therm	Purmo
Baykan	Dunaferr	Radson
Bemm	DURA	Rettig
boki	Emco	Runtal
Borer	Heatline	Starpan
Bremo	Henrad	Superia
Brugman	HM Heizkörper	Termo Technik
Caradon Stelrad	Hoval	US-Steel
Çelikpan	IMAS	Vasco
Concept	Jaga	VEHA
Cöskünöz	Jugotherm	Zehnder
DEF	Kalor	Zenith

Date: 10.19.

Technical changes made by the radiator manufacturer must be taken into account.

It is not permitted to use adapters for mounting onto thermostatic inserts that do not have an M 30 x 1.5 connecting thread.

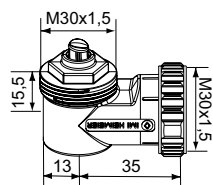
Articles



Thermostatic head set WK

Angle connection set with M 30 x 1.5 connection for radiators with integrated valves.

EAN	Article No
4024052278718	7300-00.500



Angle connection M30x1,5

EAN	Article No
4024052035724	7300-00.700

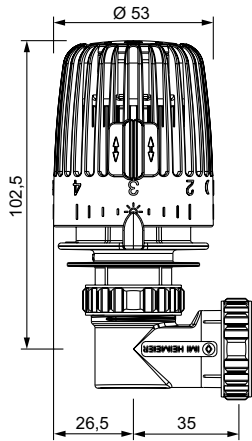
*) setting at 3

The groove on the face of the thermostatic heads K, VK, WK and F serves to take up specially printed “partner clips”.

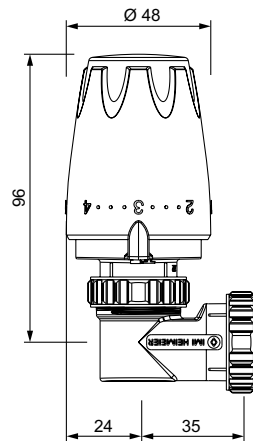
E-mail: Partnerclip.Montage@imi-hydronic.com

Dimensions for other thermostatic heads

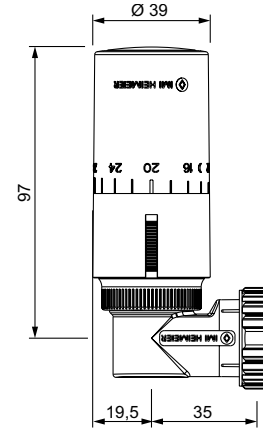
**Angle connection with
Thermostatic head K**



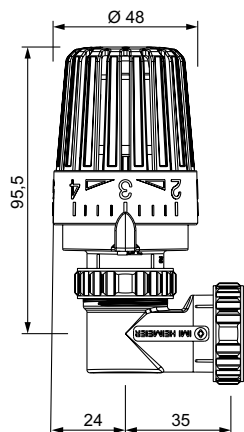
**Angle connection with
Thermostatic head DX**



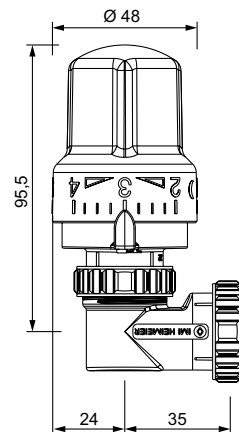
**Angle connection with
Thermostatic head Halo**



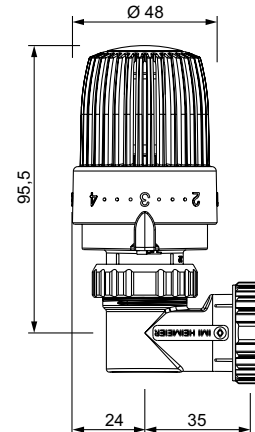
**Angle connection with
Thermostatic head D**



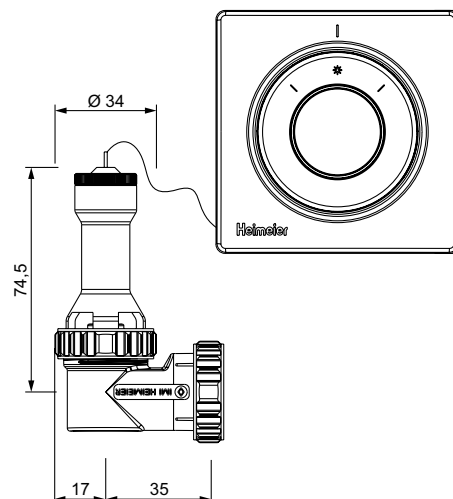
**Angle connection with
Thermostatic head D-U**



**Angle connection with
Thermostatic head S**

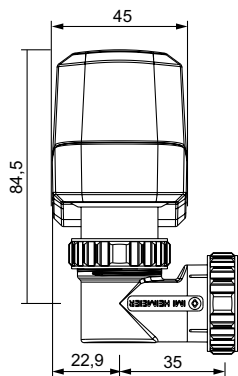


**Angle connection with
Thermostatic head F**

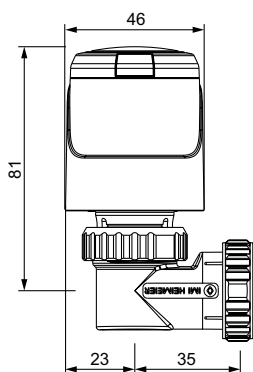


Dimensions actuators

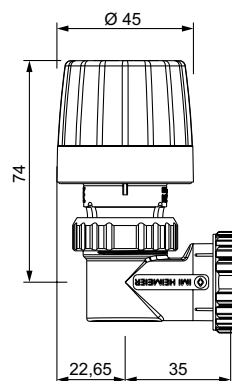
Angle connection with
TA-Slider 160



Angle connection with
EMO T / EMO TM



Angle connection with
EMOtec



The products, texts, photographs, graphics and diagrams in this document may be subject to alteration by IMI Hydronic Engineering without prior notice or reasons being given. For the most up to date information about our products and specifications, please visit www.imi-hydronic.com.