

Qty. Description

1 ALPHA1 L 32-60 180



Note! Product picture may differ from actual product

Product No.: [99160590](#)

Grundfos ALPHA1 L 32-60 180 is a high-efficiency circulator pump with permanent-magnet motor (ECM technology).

The pump features three control modes; radiator heating mode, underfloor heating mode and constant curve/constant speed.

Furthermore, the speed can be controlled by a low-voltage PWM (Pulse Width Modulation) signal.

The pump has a ceramic shaft and radial bearings, carbon thrust bearing, stainless-steel rotor can, bearing plate and rotor cladding, composite impeller, all of which contribute to long life, and the pump is self-venting, which contributes to easy commissioning as well as simple selection of control mode.

The compact design featuring pump head with integrated control box and control panel fits into most common installations as well as boilers.

The pump and motor form an integral unit without shaft seal. The pump is of the wet-runner design. This means the bearings are lubricated by the pumped liquid. These constructions ensure maintenance-free operation.

The pump housing is made of cast iron and is electrocoated to improve the corrosion resistance.

The motor is a synchronous permanent-magnet rotor/compact-stator motor. The pump controller is incorporated in the control box, which is fitted to the stator housing and connected to the stator via a terminal plug.

Features ALPHA1 L

- Three constant curves/constant speed.
- Radiator heating mode.
- Underfloor heating mode.
- PWM profile for heating applications (profile A). The PWM signal is a method for generating an analog signal using a digital source.
- Energy-optimised, complies with the ErP directive
- Unblocking screw, accessible from the front of the control box.
- Runs reliably and efficiently under even the most demanding conditions
- Adjustable and flexible installer plug, with two possible cable gland positions.

Liquid:

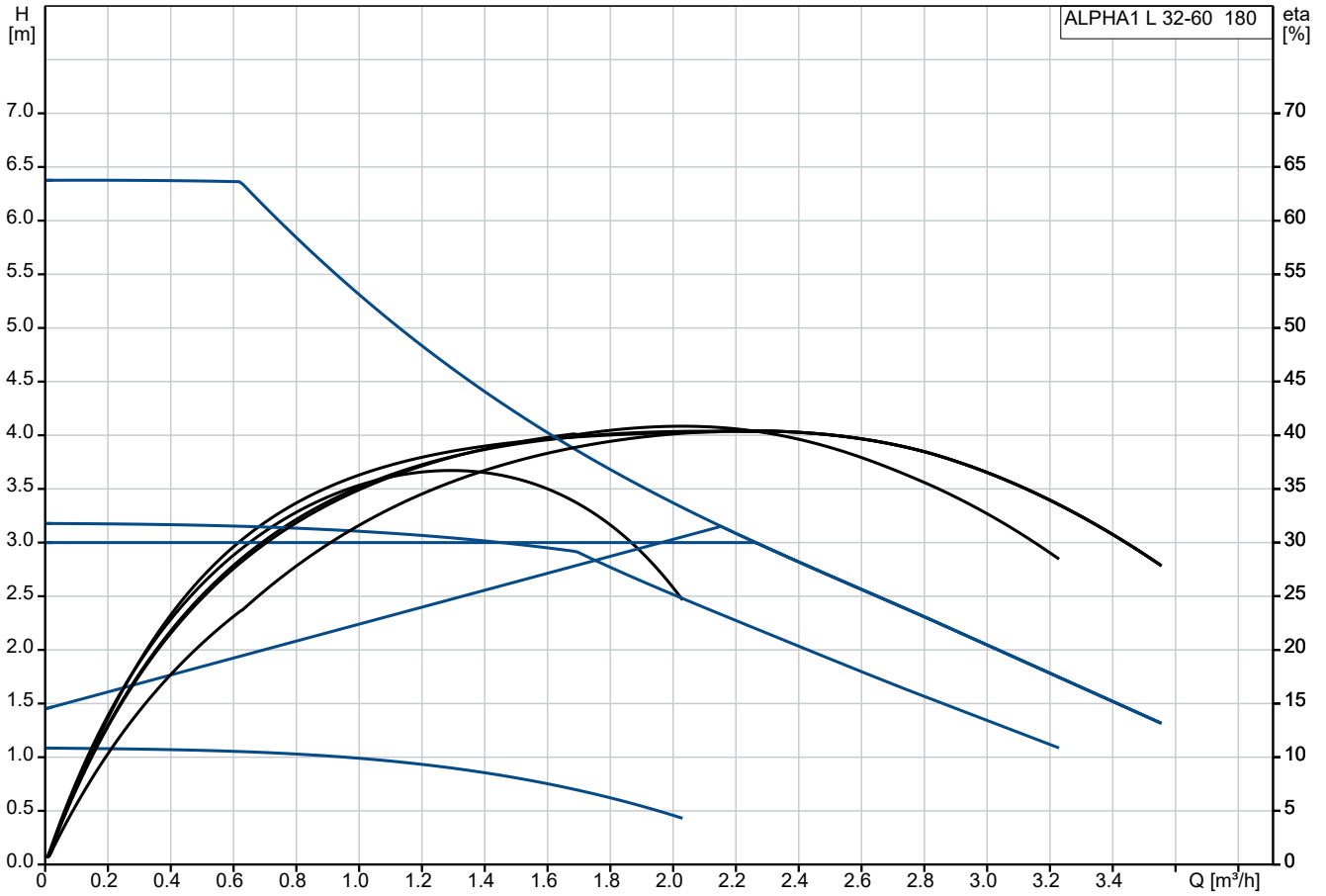
Pumped liquid:	Water
Liquid temperature range:	2 .. 95 °C
Selected liquid temperature:	60 °C
Density:	983.2 kg/m ³

Technical:

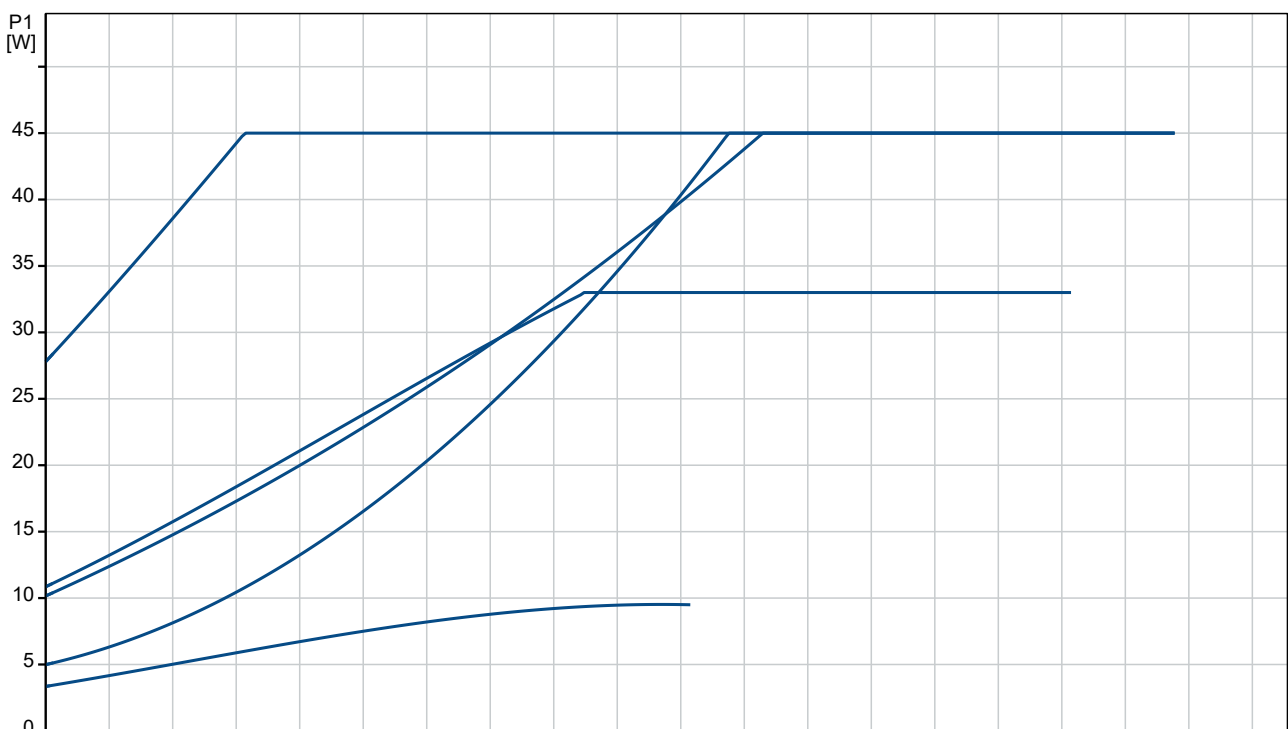
Rated flow:	1.94 m ³ /h
Rated head:	3.28 m
TF class:	95

Qty.	Description
1	<p>Approvals: VDE,CE,EAC,SEPRO</p> <p>Materials:</p> <p>Pump housing: Cast iron EN 1561 EN-GJL-150 ASTM A48-150B</p> <p>Impeller: Composite PES+30% GF</p> <p>Installation:</p> <p>Range of ambient temperature: 0 .. 55 °C Maximum operating pressure: 10 bar Type of connection: G Size of connection: 2 inch Pressure rating for connection: PN 10 Port-to-port length: 180 mm</p> <p>Electrical data:</p> <p>Minimum power input - P1: 4 W Power input P1: 45 W Mains frequency: 50 / 60 Hz Rated voltage: 1 x 230 V Maximum current consumption: 0.05 .. 0.42 A Enclosure class (IEC 34-5): X4D Insulation class (IEC 85): F Built-in motor protection: NONE</p> <p>Others:</p> <p>Energy (EEI): 0.20 Terminal box position: 6H Net weight: 2.19 kg Gross weight: 2.33 kg Shipping volume: 0.004 m³ Country of origin: DK Custom tariff no.: 84137030</p>

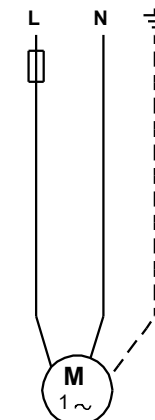
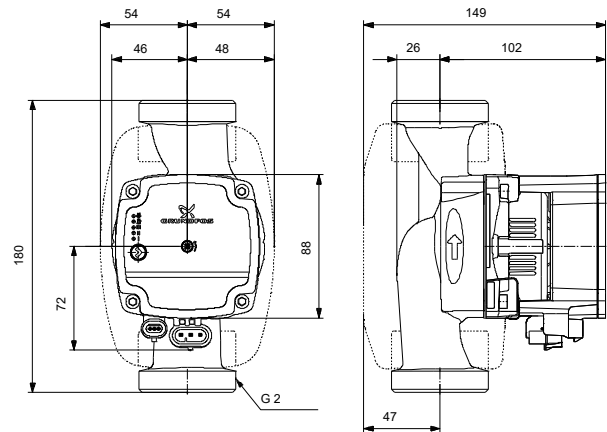
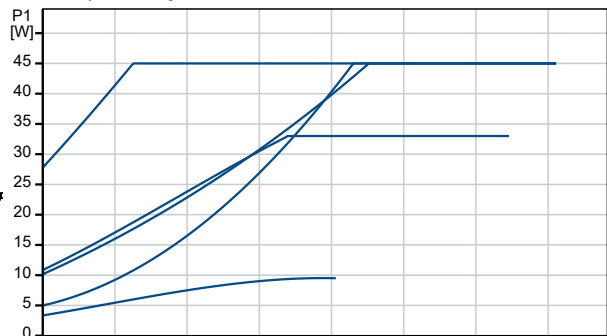
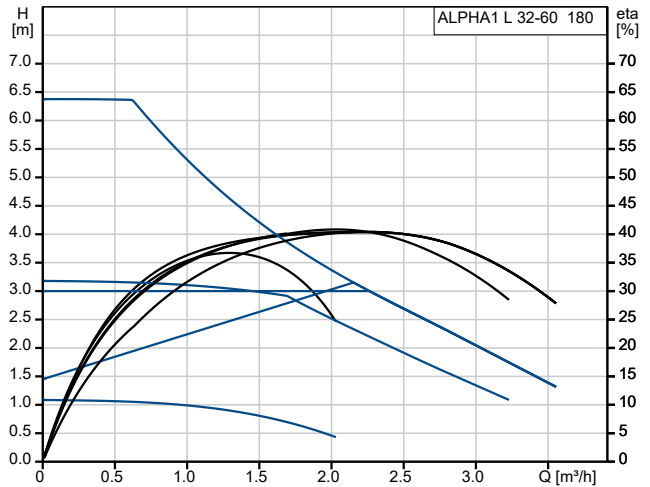
99160590 ALPHA1 L 32-60 180



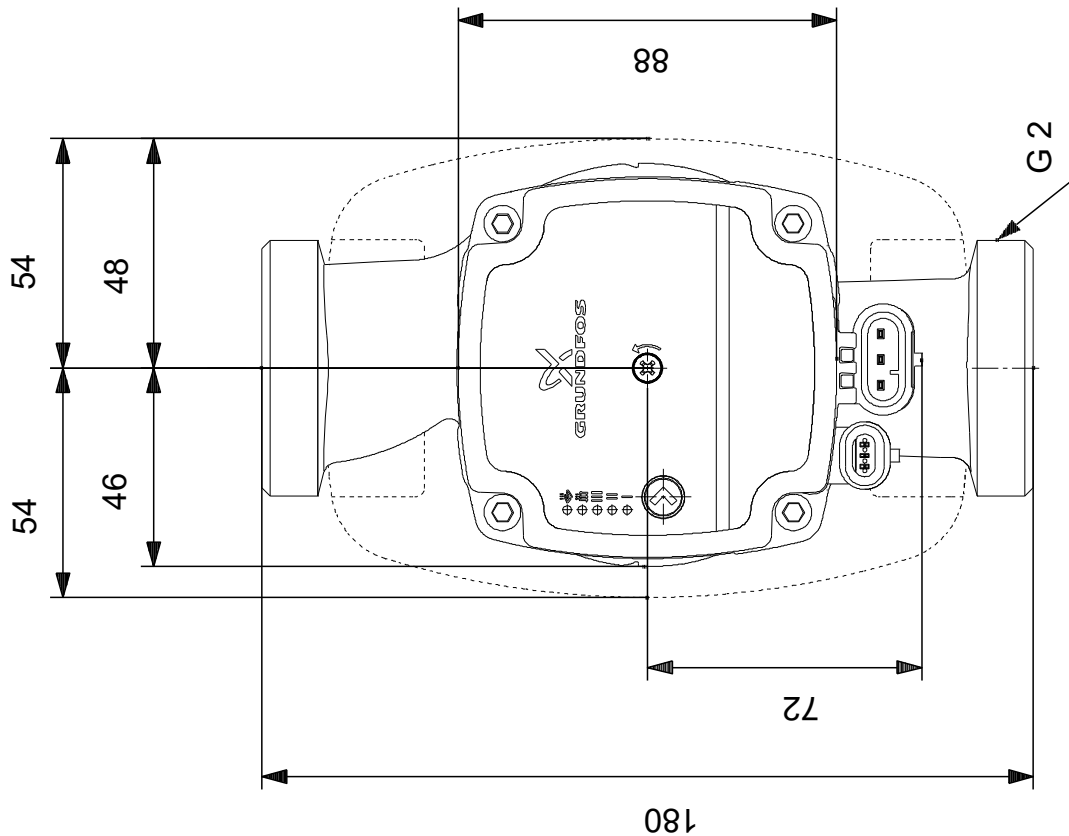
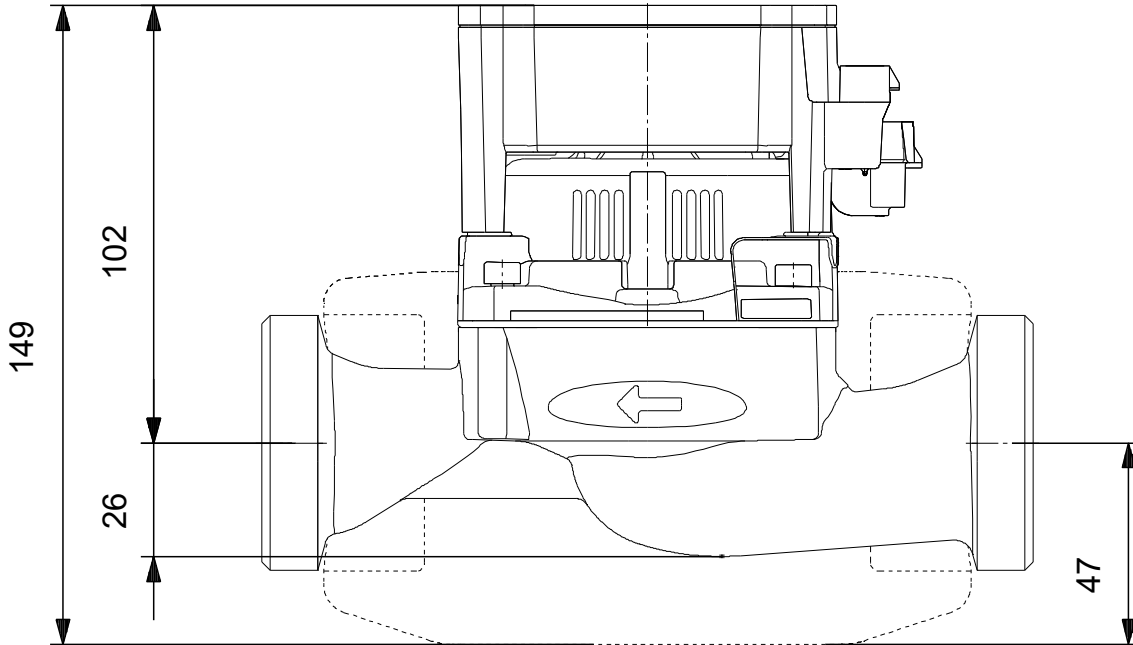
Pumped liquid = Water
 Liquid temperature during operation = 60 °C
 Density = 983.2 kg/m³



Description	Value
General information:	
Product name:	ALPHA1 L 32-60 180
Product No:	99160590
EAN number:	5712607862879
Technical:	
Rated flow:	1.94 m ³ /h
Rated head:	3.28 m
Maximum head:	60 dm
TF class:	95
Approvals:	VDE,CE,EAC,SEPRO
Model:	C
Materials:	
Pump housing:	Cast iron
Pump housing:	EN 1561 EN-GJL-150
Pump housing:	ASTM A48-150B
Impeller:	Composite
Impeller:	PES+30% GF
Installation:	
Range of ambient temperature:	0 .. 55 °C
Maximum operating pressure:	10 bar
Type of connection:	G
Size of connection:	2 inch
Pressure rating for connection:	PN 10
Port-to-port length:	180 mm
Liquid:	
Pumped liquid:	Water
Liquid temperature range:	2 .. 95 °C
Selected liquid temperature:	60 °C
Density:	983.2 kg/m ³
Electrical data:	
Minimum power input - P1:	4 W
Power input P1:	45 W
Mains frequency:	50 / 60 Hz
Rated voltage:	1 x 230 V
Maximum current consumption:	0.05 .. 0.42 A
Enclosure class (IEC 34-5):	X4D
Insulation class (IEC 85):	F
Built-in motor protection:	NONE
Thermal protec:	ELEC
Others:	
Energy (EEL):	0.20
Terminal box position:	6H
Net weight:	2.19 kg
Gross weight:	2.33 kg
Shipping volume:	0.004 m ³
Country of origin:	DK
Custom tariff no.:	84137030

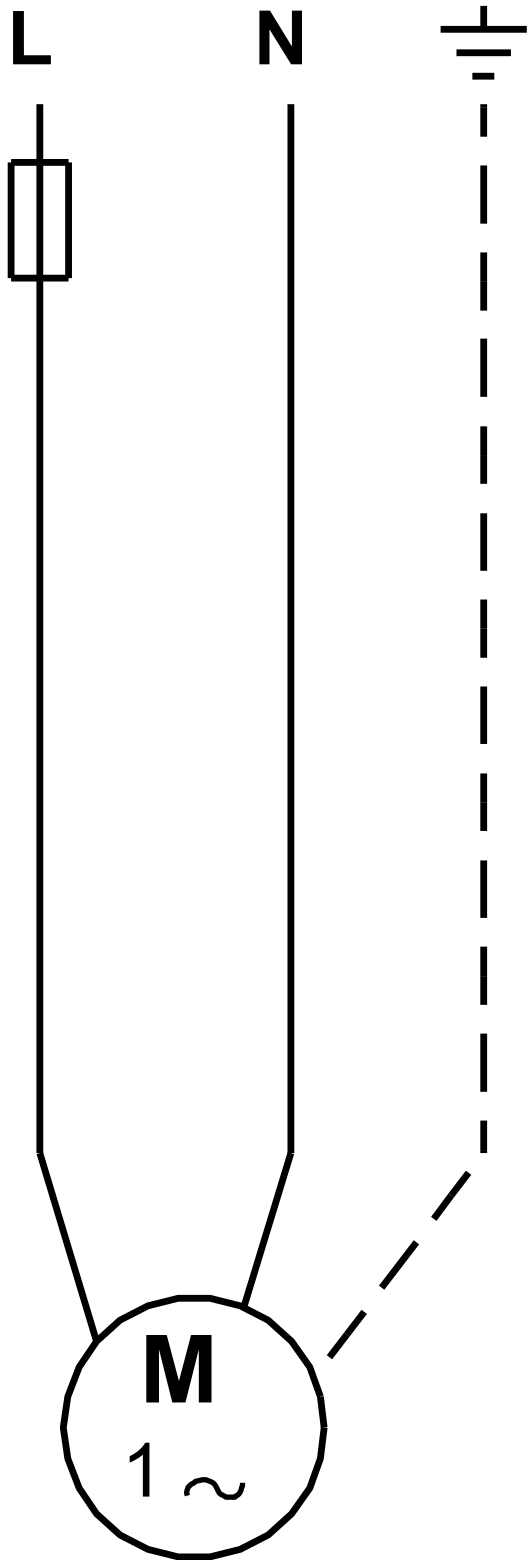


99160590 ALPHA1 L 32-60 180



Note! All units are in [mm] unless others are stated.
Disclaimer: This simplified dimensional drawing does not show all details.

99160590 ALPHA1 L 32-60 180



Note! All units are in [mm] unless others are stated.