



RUBBER EXPANSION JOINT Z700












Body material	Nominal pressure	Nominal diameter	Max. temperature
L EPDM	C 16 bar	DN 32-300	100°C
	B 10 bar	DN 350-600	

FEATURES

- galvanized carbon steel flanges
- easy to install
- flanges drilled according to EN-1092-2

APPLICATION

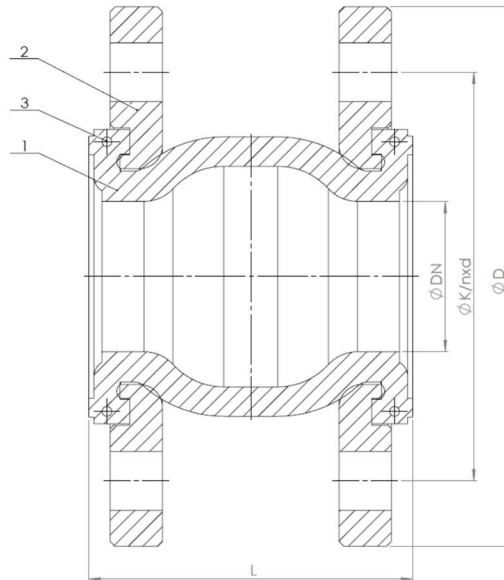
industries						
	INDUSTRY	SHIPBUILDING INDUSTRY	HEATING	REFRIGERATION AND AIR CONDITIONING		
	media					
		GLYCOL	INDUSTRIAL WATER	DRINKING WATER	COMPRESSED AIR*	NEUTRAL FLUIDS

* group 2 gases DN 32-50 PS=16 bar
DN 65-100 PS=10 bar

Data given can be changed without notice.

Edition 01/2021

MATERIALS, DIMENSIONS



	Body material	L
	Type	00
1	Body	EPDM + nylon
2	Flanged ends	Galvanized carbon steel
3	Reinforcing retaining ring	Carbon steel
Max. temperature		100°C

DN	32	40	50	65	80	100	125	150	200	250	300	350	400	450	500	600
L (mm)	95	95	105	115	130	135	170	180	205	240	260	265	265	265	265	265
Compression (mm)	10	10	10	15	15	20	20	20	20	30	30	30	30	30	30	30
Elongation (mm)	6	6	6	8	8	12	12	12	12	14	14	14	14	14	14	14
Lateral deflection (mm)	10	10	10	12	12	16	16	16	16	25	25	25	25	25	25	25
Angular deflection (°)	25	25	25	25	25	15	15	15	15	8	8	8	8	8	8	8
Kvs (m³/h)	27,7	50,8	75,1	133,0	181,6	317,7	499,0	834,5	1477,8	-----	-----	-----	-----	-----	-----	-----
Weight (kg)	2,70	2,98	4,12	4,86	5,76	6,74	9,28	11,28	17,12	25,20	31,52	40,26	54,44	61,82	63,66	119,00

FLANGE DIMENSIONS ACC. PN-EN 1092-2

DN	32	40	50	65	80	100	125	150	200	250	300	350	400	450	500	600
D (mm)	140	150	165	185	200	220	250	285	340	405	460	505	565	615	670	780
K (mm)	100	110	125	145	160	180	210	240	295	355	410	460	515	565	620	725
nxd (mm)	4x18	4x18	4x18	4x18	8x18	8x18	8x18	8x22	12x23*	12x26	12x26	16x22	16x26	20x26	20x26	20x30

*PN 10 – 8x22

TYPE

Figure	Body material	Nominal diameter	Nominal pressure	Type
700	L EPDM	32-300 mm	C 16 bar	ends - galvanized carbon steel, body - EPDM 00
		350-600 mm	B 10 bar	ends - galvanized carbon steel, body - EPDM 00

ORDERING

Figure	Body material	Nominal diameter	Nominal pressure	Type
700	L EPDM	350-600 mm	B 10 bar	ends - galvanized carbon steel, body - EPDM 00

Order example acc. index

700 L 350 B 00

Rubber expansion joint, ends flanged, form straight

EPDM

Nominal diameter (mm)

Nominal pressure PN 10

Ends - galvanized carbon steel, body - EPDM

700 L 350 B 00