


INDUSTRIAL THERMOMETERS


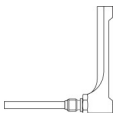
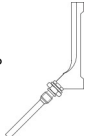


DRUCK & TEMPERATUR

Straight type and angle type 90° Special type angle 135°

A robust thermometer for precise temperature measurement, primarily in plant engineering.

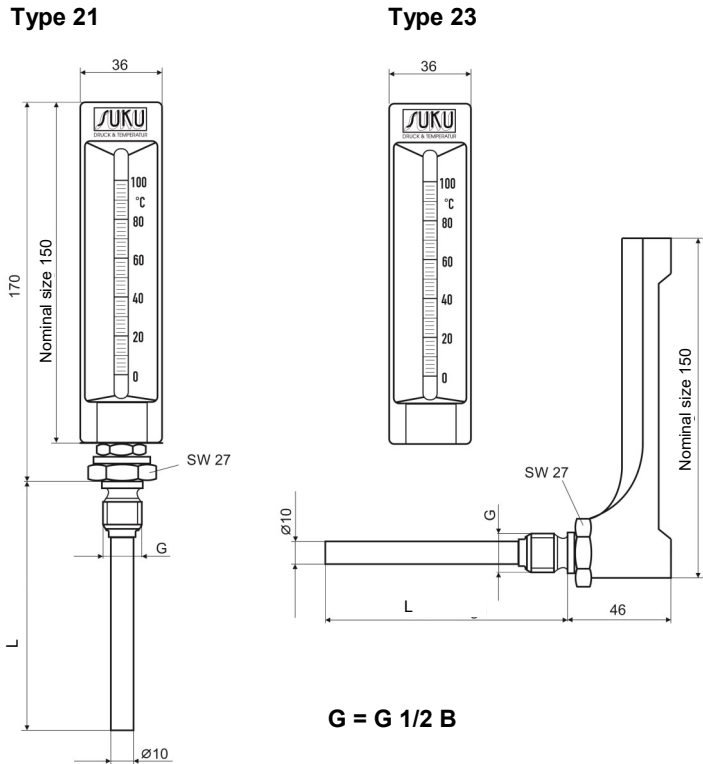


Type	22	21	27	24	23	29	Options, special versions
Case size (mm)	110x30	150x36	200x36	110x30	150x36	200x36	
Version	Straight type 			Angle type 90° 		Angle type 135° 	
Accuracy	According to DIN 16195						
Stem length (mm)	40 63 100 160 250 400	63 100 160 250 400	63 100 160 250 400	40 63 100 160 250 400	63 100 160 250 400	63 100 160 250 400	Other length on request
Ranges (°C)	-60...+40°C, -30...+50°C, 0...60°C, 0...100°C, 0...120°C, 0...160°C, 0...200°C, 0...250°C						Double scale °C/F, others on request
Case	Aluminium, V-shaped, brass-colored anodised, scale black on the right side						Turnable version Plastic case
Glass insert	Prismatic glass, with black burnt-in scale						
Filling liquid	Blue fluid at standard ranges -30...+50°C bis 0...250°C red fluid at -60...+40°C						
Immersion tube	Brass, diameter 10 mm, material thickness 1 mm, hard soldered						Steel or stainless steel
Thread	G 1/2 B						M20x1,5, G 3/4 B, M27x2 Others on request
Immersion tube type	Immersion tube with fixed hexagon						For pluggin or with union nut

Type 22, 21, 27, 24, 23, 29

Dimensional drawings

Dimensions in mm



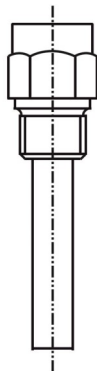
Installation instructions: **NOTE!** That the entire length of the immersion tubes should be surrounded by the medium to be measured.

Protection tubes for industrial thermometers

Form 5

Type B 976

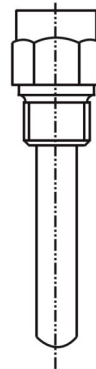
Protection tube for screwing-in



Form 6

Type E 978

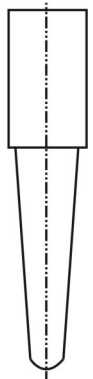
Protection tube for screwing-in, single part



Form BS

Type S 977

Protection tube for welding-in



Type	DIN	Material			Dimensions in mm	
		Nominal pressure (PN)			Immersion tube	Protection tube
B 976	Form 5 acc.to DIN 43772	Steel	Brass 58	1.4571	63	45
		PN 25	PN 6	PN 25	100	82
					160	142
					250	232
E 978	Form 6 acc. to DIN 43772			1.4571	63	50
				PN 150	100	87
					160	147
					250	237
S 977	Form BS acc. to DIN 16179	Steel 15Mo3	Steel C22.8	1.4571	63	48
		PN 250	PN 150	PN 150	100	73
					160	133
					250	223